



CTS-6010 Tactical Radio Test Set

Revolutionize Your Field Testing to Save Test Time & Expense



Modern Testing for Your Communications

Bring your communications test function into the modern age with the new CTS-6010 Tactical Radio Test Set. Combining 16+ instruments into one, this tester offers fault detection and operational verification of your radio communications at all levels of deployment.

The CTS-6010 is the most comprehensive communications tester for field testing, reducing testing time and cost, maintenance and calibration costs, lifecycle ownership costs, and the number of “no fault found” results.

This solution joins Astronics’ family of radio test solutions, which have been successfully deployed worldwide for more than 20 years, providing synergy from field to depot.

A Complete Test System

Test tactical handsets, amplifiers, couplers, cabling, antennae, or any other component of your system.

16+ Test Instruments Including:

- RF signal generator, receiver, power meter
- RF analyzers – spectrum, VSWR, cable distance-to-fault
- AF signal generator
- Audio meters – SINAD/distortion, frequency, audio filters
- Oscilloscope, reference oscillator
- Digital interfaces
- Tracking generator
- Error vector magnitude (EVM)
- Wideband streaming TX and RX
- Real-time RF burst trigger
- Power analyzer
- NVM and data loader

KEY BENEFITS

- **Powerful** - 16+ instruments in one
- **Reliable** - Fewer frustrating “no fault found” results
- **Flexible** - Modular, customizable architecture makes it future-proof
- **Intuitive** - Windows-based interface
- **Portable** - Small size and light weight
- **Lower cost** - Reduced maintenance, calibration, and lifecycle ownership costs
- **Secure** - Cybersecure software
- **Supportable** - Dedicated engineering, factory, and field support staff



Includes support for widely deployed military tactical radios including the AN/PRC-117G and AN/PRC-148. Currently deployed by the Australian Defense Force, USMC, and many other Expeditionary Forces.

Built-in Military Optimizations.

- Support for SINGGARS, SRW, WNW, HAVEQUICK, SOCNET, and more
- Existing TPS support for PRC-117G, PRC-148 Family (MBITR, JEM, and 6809), PRC-150, PRC-152/A, PRC-137G, and TW-400 CUB

Future Supportable.

The CTS-6010 offers a synthetic instrument architecture to provide a migration path for easy customization, upgrades, and alignment with future radio communications technologies.

Additionally, Astronics' long history of field support and obsolescence management ensure long term success and maximum utilization of your radio test set investment.

Expert Customization Available.

Units are available as-is or can be easily customized to suit your exact needs. Experience our famous "engineer to engineer" approach for success in creating the perfect radio test solution.

Global Installation and Support.

Rely on Astronics' global team for installation, calibration, training, field support, and maintenance.

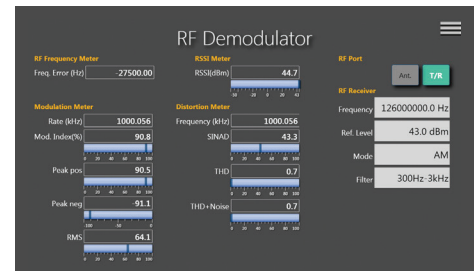
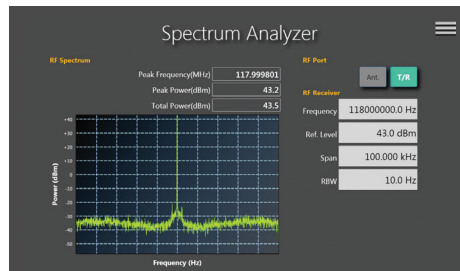
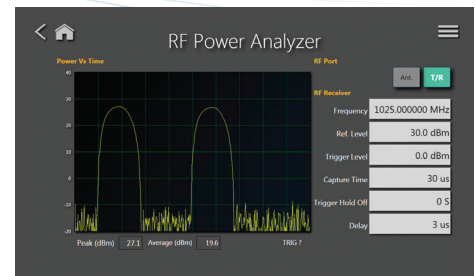
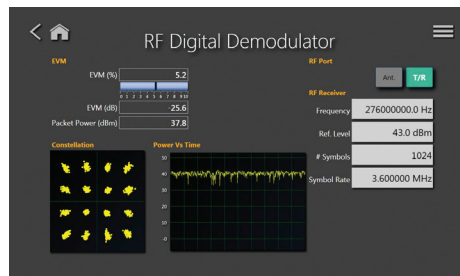
Get Started Today

For additional details, please contact Astronics Test Systems.

12889 Ingenuity Dr.
Orlando, FL 32826
+1.407.381.6062

ATSales@astronics.com

AstronicsTestSystems.com



CTS-6010 SPECIFICATIONS

RF SIGNAL GENERATOR

- Frequency:
- Range: 1.0 MHz to 6.0 GHz
 - Resolution: 1 Hz
 - T/R output range: -120 dBm to -50 dBm
 - ANT output range: -90 dBm to -30 dBm

RF RECEIVE METERS

- Frequency:
- Range: 1.0 MHz to 6.0 GHz
 - Resolution: 1Hz
 - T/R input range: -50 dBm to +47 dBm (50 Ω)
 - ANT input range: -120 dBm to +20 dBm (50 Ω)
 - RSSI range: -100 dBm to +47 dBm

RF POWER METER

- Frequency:
- Range: 1.0 MHz to 6.0 GHz
 - Accuracy: +/-1 dB

AUDIO FUNCTION GENERATOR

- Waveform:
- Sine, square, triangle, ramp up, ramp down, & DC
- Frequency:
- Range: Sine: 0 Hz to 40 kHz
 - Resolution: 0.1 Hz
 - Accuracy: 100 ppm

DIMENSIONS

- Size: 11.8" x 10" x 3.3" (300 mm x 255 mm x 85 mm)
- Weight: <10.6 lbs. (4.8 kg)

ACCESSORIES

- AC power cord, carry handle, operator's manual, 2 batteries

RF SPECTRUM ANALYZER

- Frequency:
- Range: 1.0 MHz to 6.0 GHz
 - Resolution: 1 Hz

OSCILLOSCOPE

- Display:
- Channels: 2
 - Trace types: Live, captured
 - Measure: frequency, Vrms, Vmin, Vmax, Vpp, Vavg, pulse width (neg. & pos.)
 - Frequency range: DC to 25 MHz
 - Input range: +/-40 V

REFERENCE OSCILLATOR

- Accuracy: +/- 0.15 ppm

AUDIO ANALYZER

- Channels:
- 2 Channels
 - Demodulated RF
 - Audio signal is automatically detected and measured

POWER REQUIREMENTS

- AC/DC
- AC voltage: 100 to 240 VAC, 50/60 Hz
 - DC voltage: using battery

HOST SYSTEM

- Rugged tablet running Windows 7
- Solid state drive with 128 GB